

Modem - PSI-MODEM/ETH - 2313300

Please be informed that the data shown in this PDF Document is generated from our Online Catalog. Please find the complete data in the user's documentation. Our General Terms of Use for Downloads are valid (<http://phoenixcontact.com/download>)




Industrial Ethernet modem for assembly on EN DIN rails. For dialed operation in Europe, USA and Canada. Ethernet interface, electric 3-way isolation, supply voltage 24 V DC

Your advantages

- ✓ Configurable, selective call acceptance
- ✓ High-quality electrical isolation
- ✓ Integrated surge protection to ensure high system availability
- ✓ Connection establishment with password protection
- ✓ Callback function



Key Commercial Data

Packing unit	1 pc
GTIN	 4 046356 308083
GTIN	4046356308083
Weight per Piece (excluding packing)	311.100 g
Custom tariff number	85176200
Country of origin	Germany

Technical data

Note

Utilization restriction	EMC: class A product, see manufacturer's declaration in the download area
-------------------------	---

Dimensions

Width	45 mm
Height	99 mm

Modem - PSI-MODEM/ETH - 2313300

Technical data

Dimensions

Depth	114.5 mm
-------	----------

Ambient conditions

Ambient temperature (operation)	0 °C ... 55 °C
Altitude	≤ 5000 m (For restrictions, see the manufacturer's declaration for altitude operation)
	≤ 2000 m (With UL approval)
Degree of protection	IP20
Noise immunity	EN 61000-6-2:2005

General

Electrical isolation	VCC // PSTN // Ethernet
Test voltage data interfaces	1500 V
Test voltage data interface/power supply	1.5 kV (50 Hz, 1 min.)
Electromagnetic compatibility	Conformance with EMC Directive 2014/30/EU
Noise emission	EN 55032
Net weight	290.4 g
Housing material	PA V0
Color	green
Degree of pollution	2

Power supply

Nominal supply voltage	24 V DC ±5 % (as an alternative or redundant, via backplane bus contact and system current supply)
Supply voltage range	10 V DC ... 30 V DC (via pluggable COMBICON screw terminal block)
Typical current consumption	< 100 mA (24 V DC)
	< 70 mA (stand by)

Serial interface

Interface 1	Ethernet interface, 10/100Base-T(X) in acc. with IEEE 802.3u
Interface	Ethernet
No. of ports	1
Connection method	RJ45 socket, shielded
Transmission length	100 m (shielded twisted pair)
Protocols supported	TCP/IP, UDP, TFTP, HTTP, Modbus/TCP, PPP, PROFINET, EtherNet/IP™, CHAP
Auxiliary protocols	ARP, DHCP, BOOTP, SNMP, RIP, RARP, HTTP, TFTP, ICMP
Data flow control/protocols	TCP/IP, UDP, TFTP, HTTP, Modbus/TCP, PPP, PROFINET, EtherNet IP, CHAP
Serial transmission speed	10/100 Mbps, auto negotiation
Interface 2	PSTN-Port (a/b-Line)

Modem - PSI-MODEM/ETH - 2313300

Technical data

Serial interface

Operating mode	Dial-up modem, 2-wire half/full duplex
Connection method	RJ12, 6-pos.
Serial transmission speed	300 Bd ... 56 kBd
Error correction	V.42 (LAP-M or MNP 2 to 4)
Data compression	V.42bis (throughput 4:1), MNP 5 (throughput 2:1)
Acoustic signaling	Integrated piezo (during the dialing process)
Dialing procedure	Multiple frequency/pulse dialing, configuration via software

Function

Web-based management	yes
Management	Web-based management, SNMP or Factory Manager Software FL SWT

Standards and Regulations

Electromagnetic compatibility	Conformance with EMC Directive 2014/30/EU
Type of test	Free fall in acc. with IEC 60068-2-32
Test result	1 m
Type of test	Vibration resistance in acc. with EN 60068-2-6/IEC 60068-2-6
Test result	5g in each space direction
Type of test	Shock in acc. with EN 60068-2-27/IEC 60068-2-27
Test result	Operation: 15g, 11 ms period, half-sine shock pulse
Type of test	Shock in acc. with EN 60068-2-27/IEC 60068-2-27
Test result	Storage: 30g, 11 ms period, half-sine shock pulse
Noise emission	EN 55032
Noise immunity	EN 61000-6-2:2005
Standards/regulations	EN 61000-4-2
Contact discharge	± 6 kV (Test Level 3)
Standards/regulations	EN 61000-4-3
Frequency range	Test Level 3
Standards/regulations	EN 61000-4-4
Comments	Criterion B
Standards/regulations	EN 61000-4-5
Signal	± 1 kV
Standards/regulations	EN 55032
	EN 61000-4-6

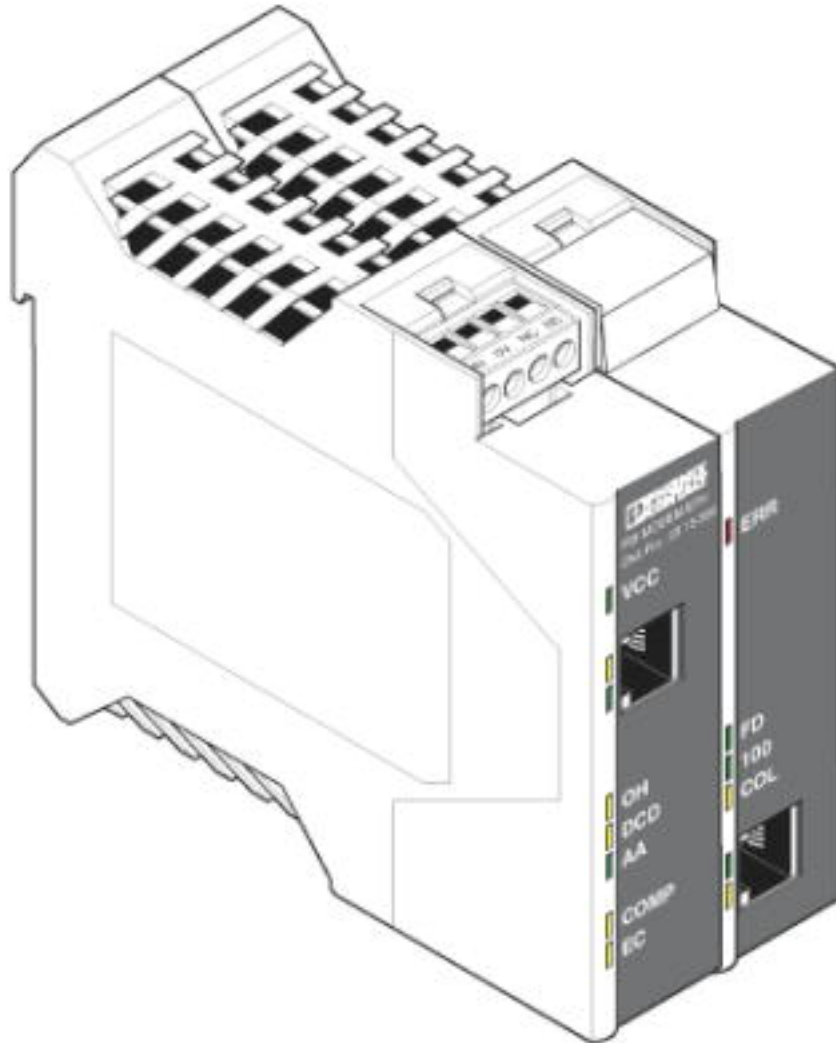
Environmental Product Compliance

China RoHS	Environmentally Friendly Use Period = 50
	For details about hazardous substances go to tab "Downloads", Category "Manufacturer's declaration"

Modem - PSI-MODEM/ETH - 2313300

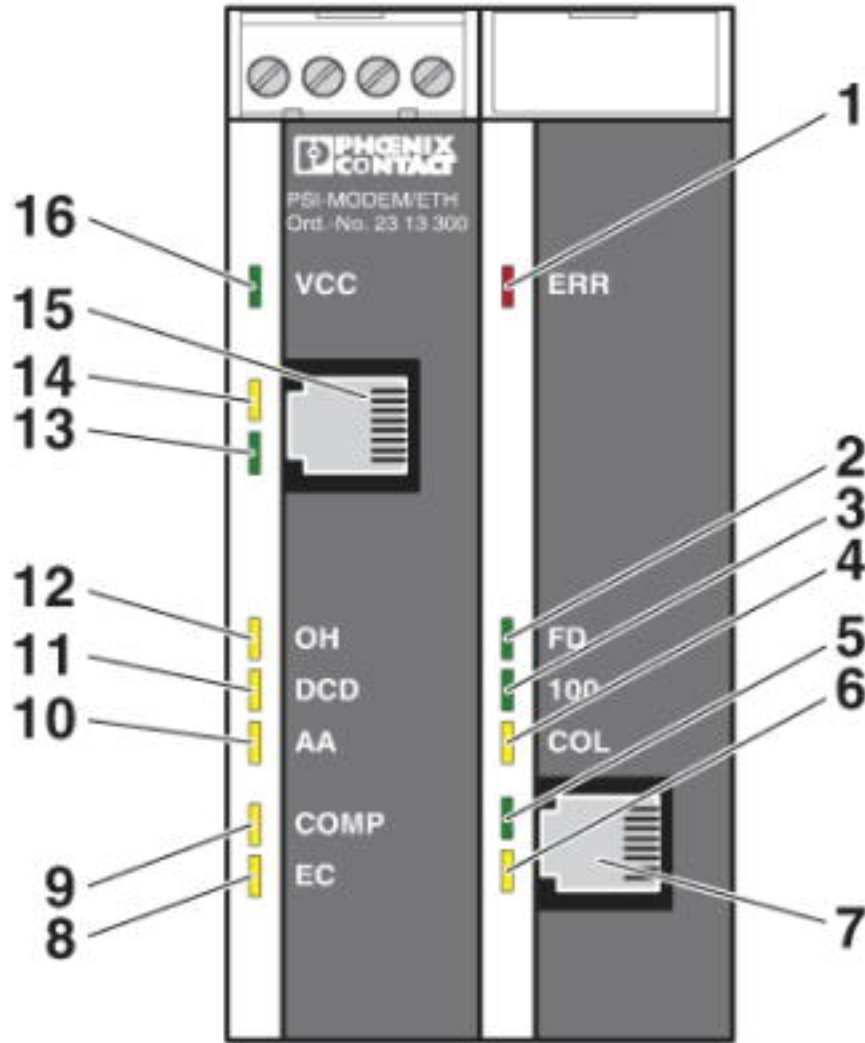
Drawings

Schematic diagram



Modem - PSI-MODEM/ETH - 2313300

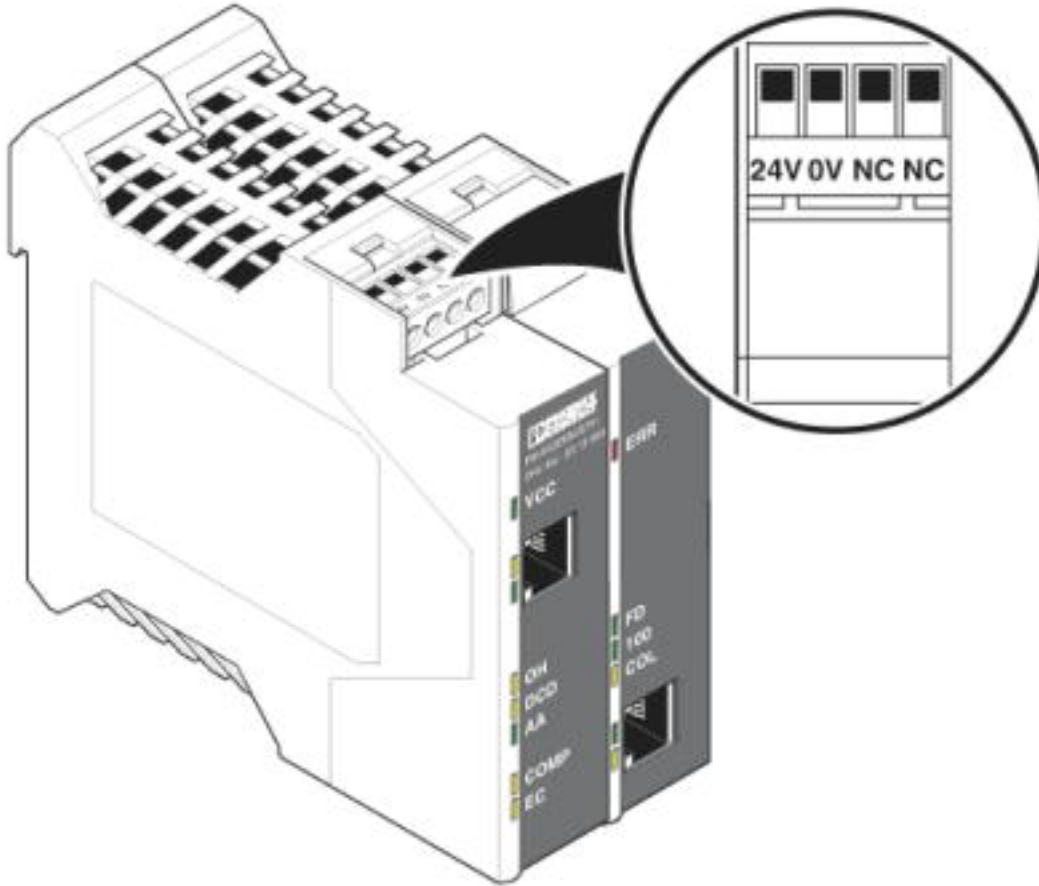
Schematic diagram



Front view

Modem - PSI-MODEM/ETH - 2313300

Schematic diagram



Connecting the supply voltage

Classifications

eCl@ss

eCl@ss 4.0	27250312
eCl@ss 4.1	27250312
eCl@ss 5.0	27242208
eCl@ss 5.1	19030100
eCl@ss 6.0	19060500
eCl@ss 7.0	19060590
eCl@ss 8.0	19060590
eCl@ss 9.0	19060590

Modem - PSI-MODEM/ETH - 2313300

Classifications

ETIM

ETIM 2.0	EC000310
ETIM 3.0	EC000310
ETIM 4.0	EC000310
ETIM 5.0	EC000740
ETIM 6.0	EC000740

UNSPSC

UNSPSC 6.01	30211506
UNSPSC 7.0901	39121008
UNSPSC 11	39121008
UNSPSC 12.01	39121008
UNSPSC 13.2	43222628

Accessories

Accessories

Data cable by the meter

Network cable - FL CAT5 HEAVY - 2744814



CAT5-SF/UTP cable (J-02YS(ST)C HP 2 x 2 x 24 AWG), heavy-duty installation cable, 2 x 2 x 0.22 mm², solid conductor, shielded, outer sheath: 7.8 mm diameter, inner sheath: 5.75 mm ± 0.15 mm diameter

Data plug

RJ45 connector - VS-08-RJ45-5-Q/IP20 - 1656725



RJ45 connector, degree of protection: IP20, number of positions: 8, 1 Gbps, CAT5 (IEC 11801:2002), material: PA, connection method: IDC fast connection, connection cross section: AWG 26- 23, cable outlet: straight, color: traffic grey A RAL 7042

DIN rail connector

Modem - PSI-MODEM/ETH - 2313300

Accessories

DIN rail bus connectors - ME 22,5 TBUS 1,5/ 5-ST-3,81 GN - 2707437



DIN rail connector, nominal current (Ex): 8 A, nominal voltage (Ex): 125 V, number of positions: 5, pitch: 3.81 mm, Articles with gold-plated contacts, bus connectors for connecting with electronic housings

Media converter

FO converters - FL MC EF 1300 MM SC - 2902853



FO converter with SC duplex fiber optic connection (1300 nm), for converting 10/100Base-T(X) to multi-mode fiberglass (50/125 μm). Auto negotiation and auto MDI(X) function. Comprehensive link diagnostics. DIN-rail mountable, 18 ... 30 V DC supply.

Modem

Modem - PSI-MODEM-SHDSSL/ETH - 2313643



First generation: Unmanaged Ethernet extender for point-to-point connections, line and ring structures, data rates up to 30 Mbps, distances of up to 20 km on in-house copper cables, diagnostics via USB and LEDs, 2 SHDSL ports, 1 LAN port

Patch cable

Patch cable - FL CAT5 PATCH 0,5 - 2832263



Patch cable, CAT5, assembled, 0.5 m

Patch panel

Modem - PSI-MODEM/ETH - 2313300

Accessories

Patch panels - FL-PP-RJ45-SCC - 2901642



Patch panel, one RJ45 socket to 8 spring-cage connection terminal blocks (1:1 assignment), CAT5e, 10/100/1000 Mbps, DIN rail mounting, IP20, option of shield contacting on DIN rail via jumpers

Power supply

Power supply unit - MINI-SYS-PS-100-240AC/24DC/1.5 - 2866983



Primary-switched MINI POWER supply for DIN rail mounting, input: 1-phase, output: 24 V DC/1.5 A

Screwdriver tools

Screwdriver - SZF 1-0,6X3,5 - 1204517



Actuation tool, for ST terminal blocks, also suitable for use as a bladed screwdriver, size: 0.6 x 3.5 x 100 mm, 2-component grip, with non-slip grip

Switch

Industrial Ethernet Switch - FL SWITCH SFNT 5TX - 2891003



Wide-temperature Ethernet switch, 5 TP RJ45 ports, automatic detection of data transmission speed of 10/100 Mbps (RJ45), autocrossing function, reads QoS priority messages, accepts security frames